

Queensland International Student Data

End of March 2024 Snapshot

STUDY QUEENSLAND

START HERE. GO ANYWHERE.



TRADE + INVESTMENT QUEENSLAND

Enrolments & Commencements

QLD

AUS

104,016

741,224

Enrolments*
(16% YoY)

Enrolments
(22% YoY)

33,654

219,945

Commencements
(6% YoY)

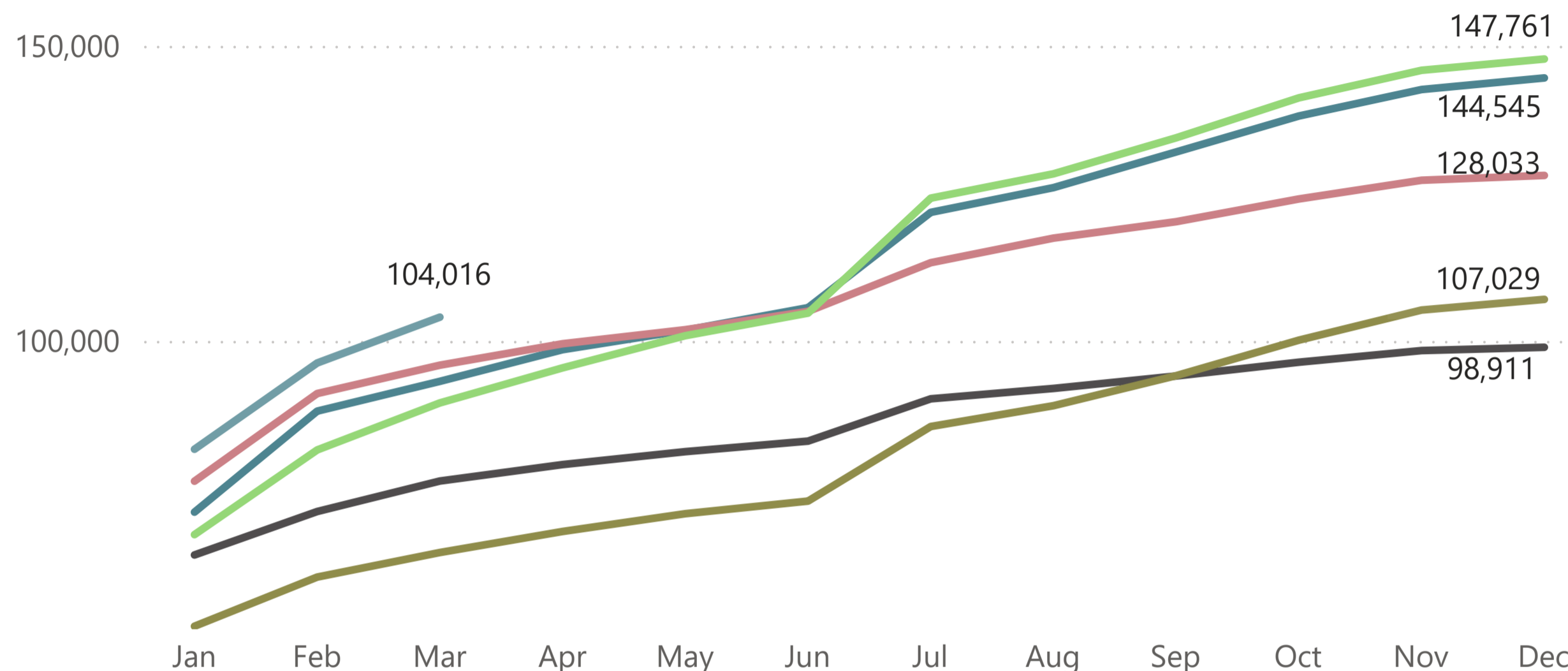
Commencements
(13% YoY)

*Representing 14% of total enrolments in Australia

QLD International Enrolments, Cumulative Total

month-by-month, 2019 - 2023

● 2019 ● 2020 ● 2021 ● 2022 ● 2023 ● 2024

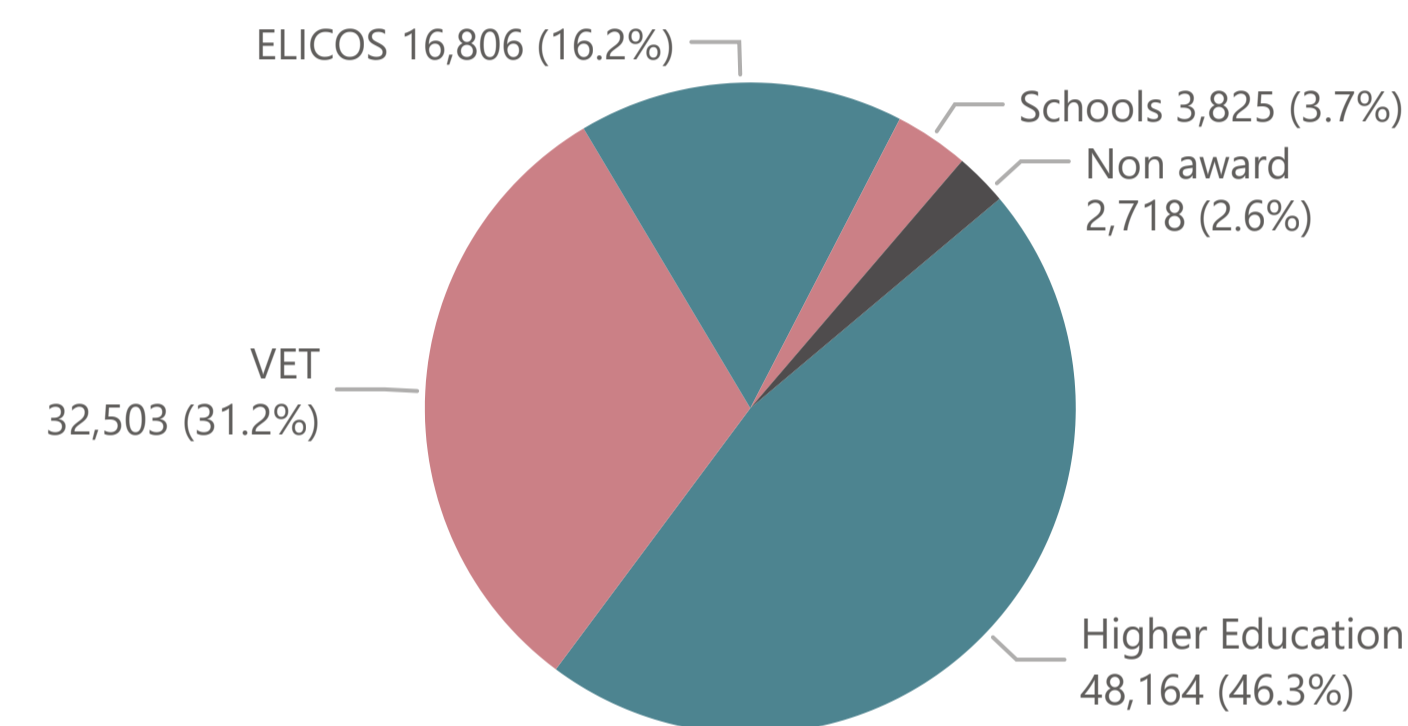


Top 5 Broad Fields of Education



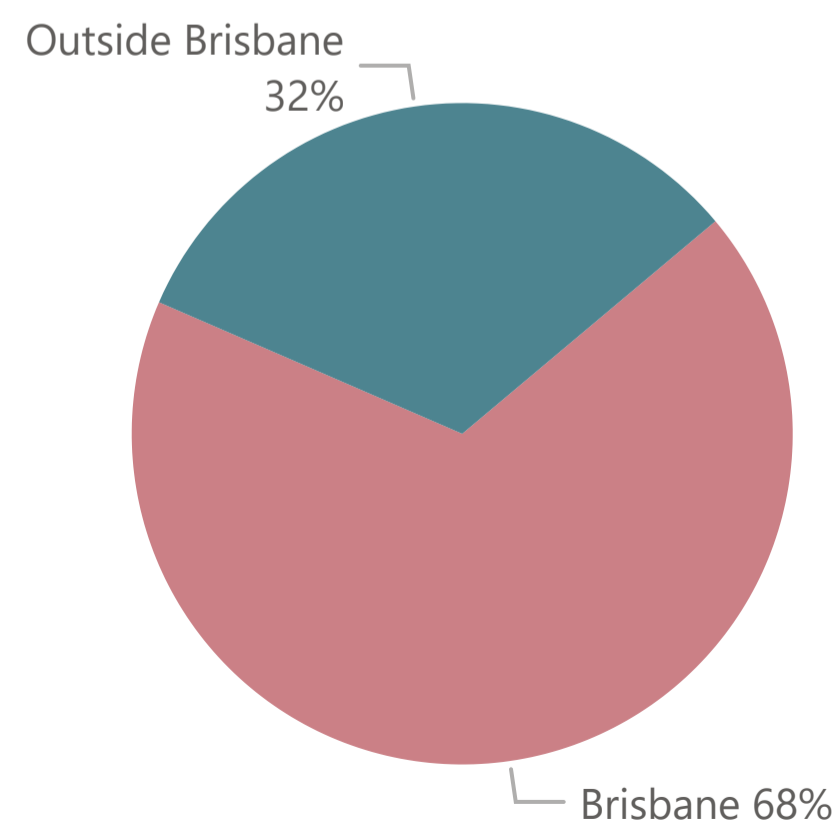
1. Society and Culture
2. Management and Commerce
3. Health
4. Food, Hospitality and Personal Services
5. Information Technology

Enrolments by Sector

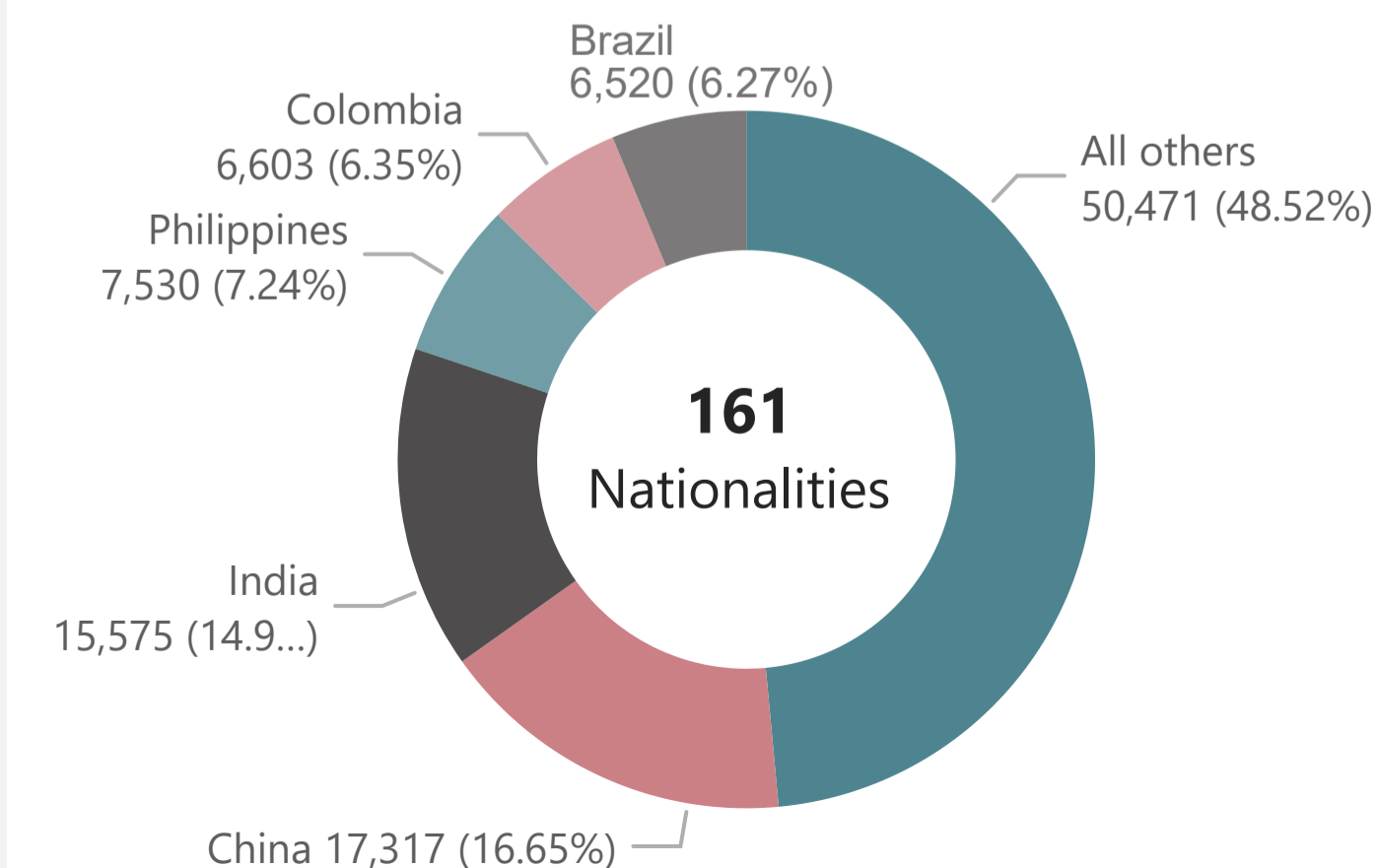


YTD Oct 2023 - International Enrolments by ASGS SA4 Region*

Region	YTD Oct 2023 Enrollment	%YoY compared to 2022
Brisbane	93,644	38.00%
Cairns	1,864	28.73%
Gold Coast	33,236	45.64%
Ipswich	1,026	45.12%
Logan	1,383	64.84%
Sunshine Coast	3,374	40.76%
Toowoomba	2,197	31.87%
Townsville	1,757	48.77%



Enrolments by Nationalities



*ASGS = Australian Statistical Geography Standard

Source: Australian Department of Education.

Queensland International Student Data

End of March 2024 Snapshot

(Sources: Australian Government Department of Education, Department of Home Affairs, Australia Bureau of Statistics, Austrade)

STUDY QUEENSLAND

START HERE. GO ANYWHERE.



TRADE + INVESTMENT QUEENSLAND

Primary grants (YTD Mar 2024)
14,107

Same period 2023
23,138

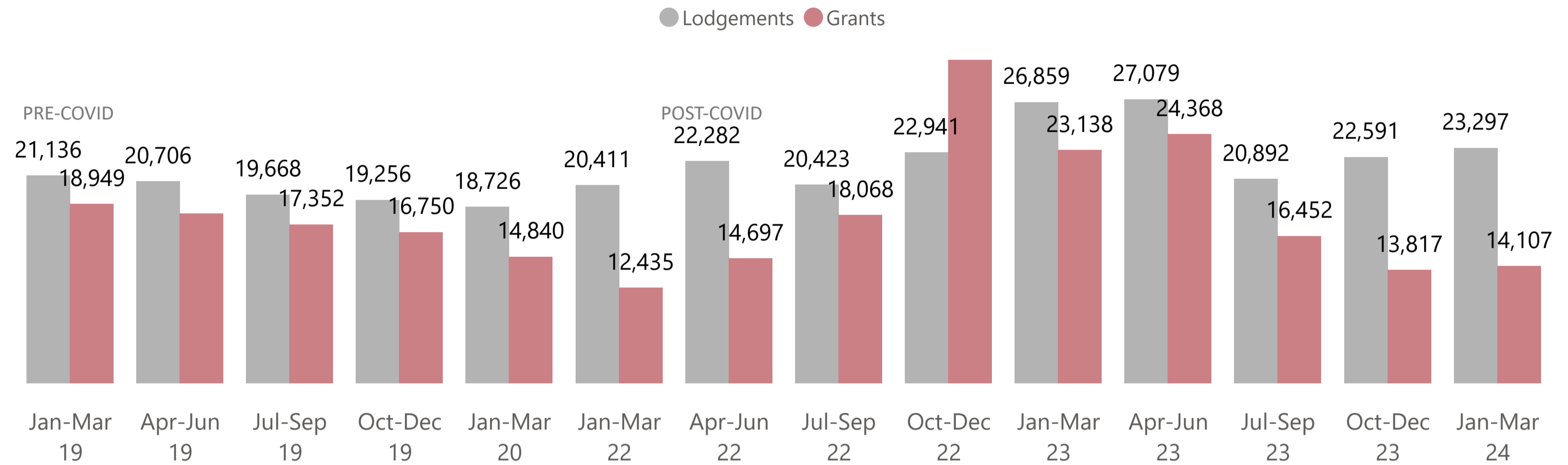
Primary Grants YoY%
-39.03%

Primary lodgements (YTD Mar 2024)
23,297

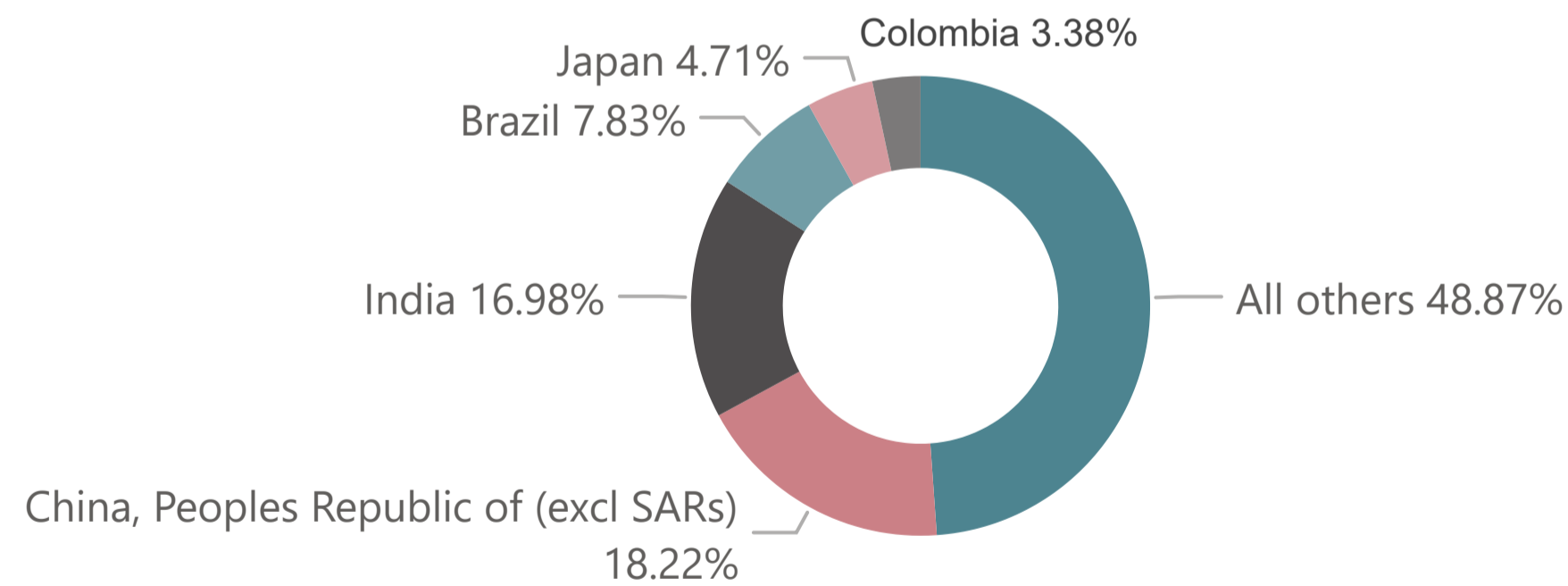
Same period 2023
26,859

Primary Lodgements YoY%
-13.26%

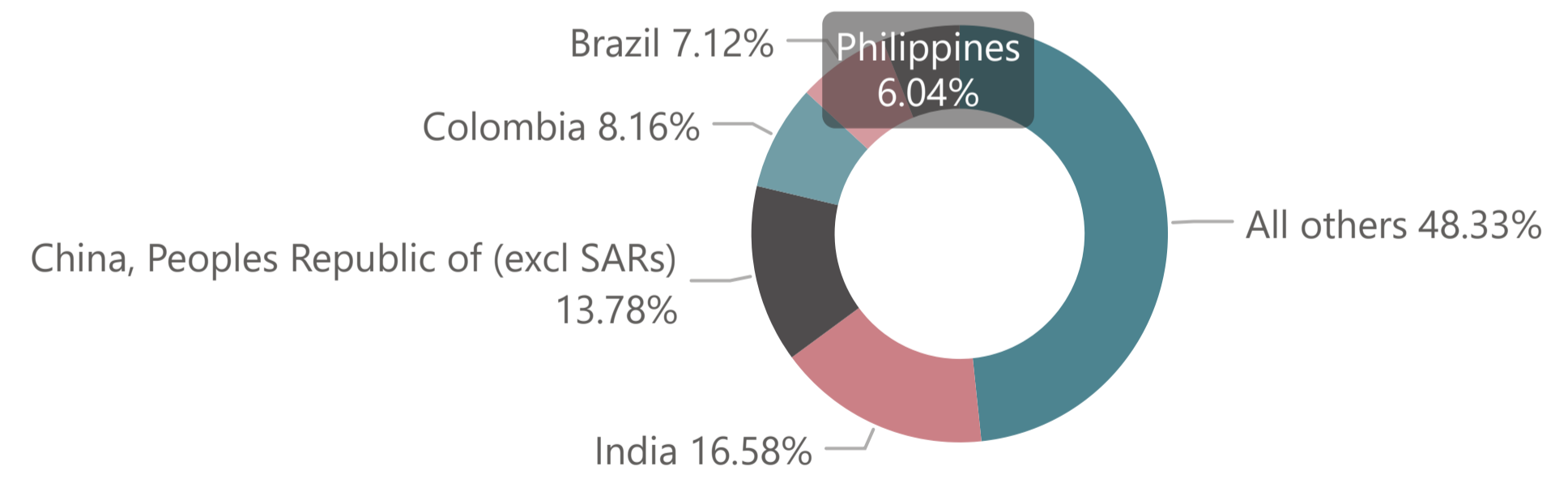
QLD student visa application lodgements and grants (Primary visa holders)



Primary grants by Citizenship (Jan-Mar 2024)



Primary lodgements by Citizenship (Jan-Mar 2024)



Sector	Total primary grants (Jan-Mar 24)	YoY% compared to 2023
Higher Education Sector	7,644	-26.91% ▼
Independent ELICOS Sector	3,021	-37.90% ▼
Vocational Education and Training Sector	1,868	-69.43% ▼
Non-Award Sector	611	55.47% ▲
Schools Sector	526	-19.57% ▼
Postgraduate Research Sector	437	-33.49% ▼
Total	14,107	-39.03% ▼

Sector	Total primary lodgements (Jan-Mar 24)	YoY% compared to 2023
Higher Education Sector	9,098	-15.45% ▼
Vocational Education and Training Sector	8,912	-8.69% ▼
Independent ELICOS Sector	3,874	-20.99% ▼
Schools Sector	670	10.20% ▲
Postgraduate Research Sector	392	-19.01% ▼
Non-Award Sector	351	2.03% ▲
Total	23,297	-13.26% ▼